

Emirates American School




المدرسة الإماراتية الأمريكية




E-Safety Guide For Parents

Aims of this Guide

- School e-Safety Policy
- Look at how children are using the Internet
- Raise awareness of e-Safety issues
- Consider ways of supporting parents/guardians
- Offer guidance on keeping your child safe
- Acceptable Use – Guidelines
- Incident Reporting



**Respond to
the negative**



**Promote the
positive**

Why young people use the Internet

Wide and
flexible range
of information

**Motivational
and fun**

**A key skill
for life**

**Easy to
communicate
with friends**

**Accessed
anywhere
anytime**


**Raise
standards**



Facebook



Twitter



SnapChat



Instagram



XBOX LIVE

Online Gaming



WhatsApp



Forum

What are children using?



The Need for this Presentation

Parents



Young People



Bridging the gap of knowledge around the internet

- e-mail
- Shopping
- Booking holidays
- Research

- Music
- Games
- Chat
- Instant Messaging IM
- Blogs
- Social Networking

What does it mean?

9	Parent Watching
POS	Parent Over Shoulder
A/S/L	Age/Sex/Location
BRB	Be Right Back
GTG	Got To Go
ATM	At The Moment
99	Parent left the room
BTW	By The Way
LMIRL	Let's meet in real life

Risks of using the internet & new technologies

- People use the internet to meet young people online (grooming)
- Sending/receiving inappropriate messages (Digital Footprint)
- Bullying using the internet (Cyberbullying)
- Revealing private information
- Seeing inappropriate images and material
- Sexting
- Viruses, malwares and pop ups

Grooming



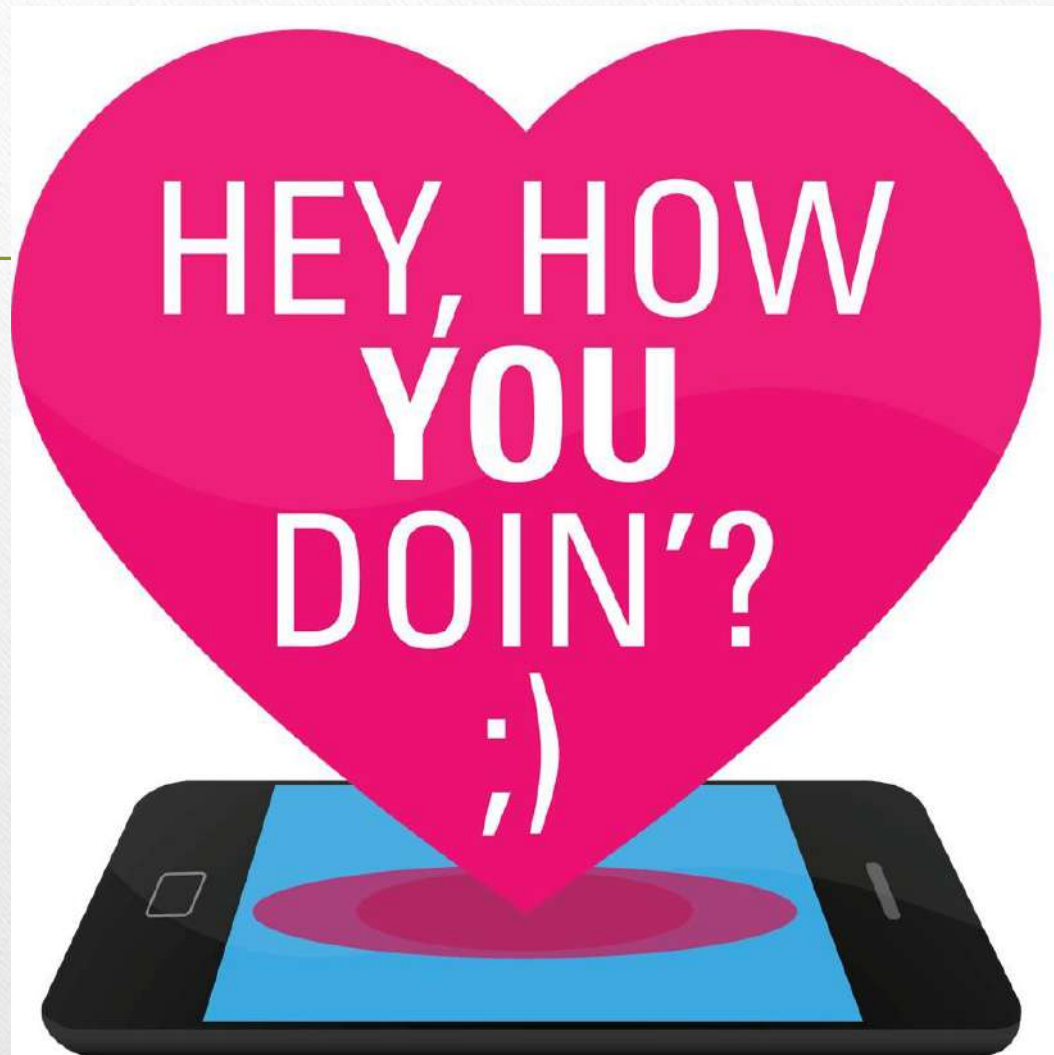
Cyber Bullying




Revealing Private Information




Sexting



Viruses and Malware



SMART Campaign



eSafety Tips

© Teaching 
www.teachingwithamountainview.co.uk

Tip: New looked on two books
from www.teachingwithamountainview.co.uk

1

People
you don't know
are strangers.

They're not
always who they
say they are.



2

Be nice to
people
like you
would
on the
playground.



3

Keep your personal
information private.



4

If you ever
get that
'uh oh'
feeling,
tell a grown-up
you trust.



S

Stay Safe

Don't give out your personal information to people / places you don't know.



M

Don't Meet Up

Meeting someone you have only been in touch with online can be dangerous.

Always check with an adult you trust.



A

Accepting Files

Accepting emails, files, pictures or texts from people you don't know can cause problems.



R

Reliable?

Check information before you believe it. Is the person or website telling the truth?



T

Tell Someone

Tell an adult if someone or something makes you feel worried or uncomfortable.

Follow
these SMART
tips to keep
yourself safe
online!

Protection at Home

Although each PROVIDER is different most offer the capability to:

- Privacy Settings
- Provide Filtering
- Set Time Limits
- Get Instant alerts email or text alerts when your kids try to view blocked sites
- YouTube Filtering Monitoring Reporting

Technology Emergency Hotline: 0565488686

Email: it@easuae.com

Home and Family Guidelines

- Practical principles**
- Talk with, NOT at your children
 - Agree family guidelines and rules.
 - Discuss regularly online safety.
 - Have proportionate responses to problems. Young people will not talk about incidents if they feel their access to the technologies will be restricted.

Infrastructure

- Virus and firewall software up to-date,
- Browser 'safe search' enabled.

Education

- Learn together about new technologies and enjoy!
- Reflect together about new technologies, the benefits, dangers and potential.

Systems

- Keep webcams in family rooms
- Monitor time spent on the internet
- View the 'History' or purchase filtering software.

Incident Reporting

- Inform your children that if they see/feel/suspect any wrong doing on the internet or in the use of an electronic device, they should report the matter to an adult at home or their teachers or the Supervisor at the earliest.
- They can also inform the School e-Safety Officer by an e-mail through childwelfare@easuae.com
- Their information will be kept confidential depending upon the nature of it.

Summary

Become familiar with what children are using

Monitor what your children are viewing online

Try to engrain eSafety into children's everyday lives